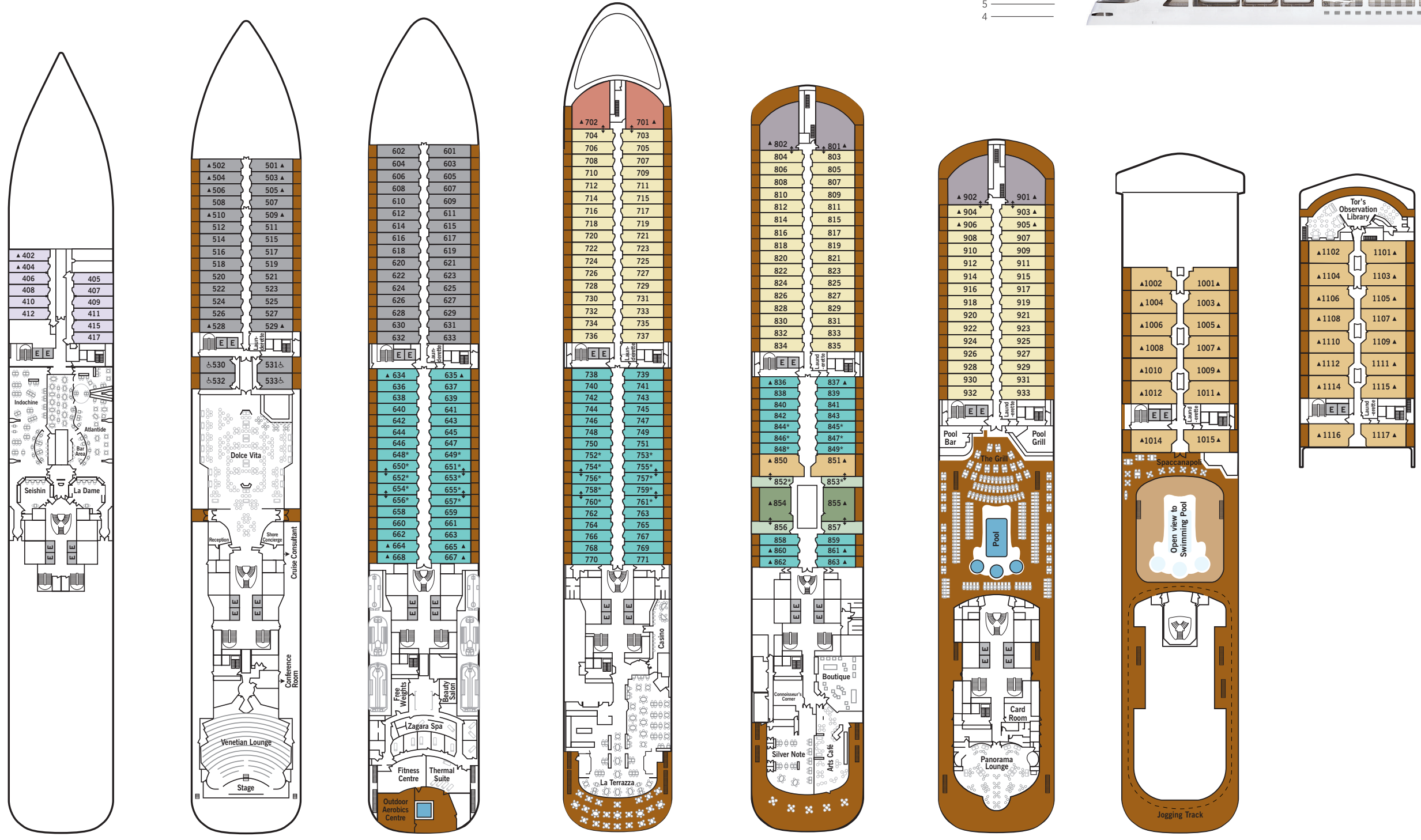


SILVER SPIRIT – Deck Plans

Effective until April 9th 2020

(For voyages from April 10th 2020, please go to page 3)



SUITE CATEGORIES

- Owner's Suite ●
- Grand Suite ●
- Royal Suite ●
- Silver Suite ●
- Deluxe Veranda Suite ●
- Superior Veranda Suite ●
- Classic Veranda Suite ●
- Panorama Suite ●
- Vista Suite ●

SPECIFICATIONS

- Crew 411
- Officers European
- Guests 608
- Tonnage 39,519
- Length 691 Feet/210.7 Metres
- Width 87 Feet/26.5 Metres
- Speed 19.5 Knots
- Passenger Decks 8
- 3rd Guest Capacity ▲
- Large Walk-in rain shower *
- Connecting Suites ⇕
- Wheelchair Accessible Suites ♿
- 530, 531, 532, 533
- Built 2009
- Refurbished 2018
- Registry Bahamas

DECK 4

Indochine
Atlantide
Seishin
La Dame

DECK 5

Reception/
Guest Relations
Shore Concierge
Dolce Vita
Venetian Lounge
Conference Room
Cruise Consultant

DECK 6

Zagara Beauty Spa
Fitness Centre

DECK 7

La Terrazza
Casino

DECK 8

Connoisseur's Corner
Boutique
Arts Café
Silver Note

DECK 9

Pool Deck
Pool Bar
The Grill
Card Room
Panorama Lounge

DECK 10

Jogging Track
Spaccanapoli

DECK 11

Tor's Observation
Library



Deckplans are for illustration purposes only and may be subject to change

Suite diagrams shown are for illustration purposes only and may vary from actual square footage. Please refer to suite specifications for square footage.

SILVER SPIRIT – Suite Diagrams

All suites feature:

- Butler service
- Refrigerator and bar setup stocked with your preferences
- Plush Etro® bathrobes
- BVLGARI® bath amenities, plus a choice of other European brands
- Complimentary Wifi for all suites
- Personalised stationery
- Umbrella
- Hair dryer
- Wall mounted USB-C mobile device chargers
- Direct-dial telephone(s)
- iHome Radio / Alarm charging station (with USB cable or Qi wireless charging), NFC Bluetooth connectivity
- Interactive Media Library



OWNER'S SUITE

Available as a one-bedroom configuration or as a two-bedroom by adjoining with a Panorama suite (as illustrated)

**1 BEDROOM: 1,292 SQ. FT. / 120 M²
INCLUDING VERANDA (190 SQ. FT. / 18 M²)**

**2 BEDROOM: 1,668 SQ. FT. / 150 M²
INCLUDING VERANDA (190 SQ. FT. / 18 M²)**

- Large teak veranda with patio furniture and floor-to-ceiling glass doors; bedroom two has additional large picture window
- Living room with sitting area; bedroom two has additional sitting area
- Separate dining area
- Twin beds or king-sized bed; bedroom two has additional twin beds or queen-sized bed
- Marble bathroom with double vanity, separate shower and full-sized bath, plus a powder room; bedroom two has additional marble bathroom with full-sized bath, separate shower
- Savoir® Beds mattresses and a choice of pillows
- Walk-in wardrobe(s) with personal safe
- Vanity table(s)
- Writing desk(s)
- One 55" / 140 cm and one 42" / 106 cm flat-screen HD TV in main suite, plus one 42" / 106 cm flat-screen HD TVs in bedroom two
- Bose® Sound Touch 30 with Bluetooth connectivity
- Illy® espresso machine
- Unlimited Premium Wifi

GRAND SUITE

Available as a one-bedroom configuration or as a two-bedroom by adjoining with a Veranda Suite (as illustrated).

**BEDROOM: 1,425 – 1,532 SQ. FT. / 132–142 M²
INCLUDING VERANDA (560–667 SQ. FT. / 52–62 M²);**

**2 BEDROOM: 1,772–1,879 SQ. FT./165–174 M²
INCLUDING VERANDA (595–702 SQ. FT. / 55–65 M²)**

- Two teak verandas with patio furniture and floor-to-ceiling glass doors; bedroom two has additional veranda
- Living room with convertible sofa to accommodate an additional guest
- Sitting area; bedroom two has additional sitting area
- Separate dining area
- Twin beds or king-sized bed; bedroom two has additional twin beds or queen-sized bed
- Marble bathroom with double vanity, separate shower and full-sized bath, plus a powder room; bedroom two has additional marble bathroom with full-sized bath, separate shower
- Savoir® Beds mattresses and a choice of pillows
- Walk-in wardrobe(s) with personal safe
- Vanity table(s)
- Writing desk(s)
- One 55" / 140 cm and one 42" / 106 cm flat-screen HD TVs in main suite
- Bose® Sound Touch 30 with Bluetooth connectivity
- Illy® espresso machine
- Unlimited Premium Wifi

ROYAL SUITE

Available as a one-bedroom configuration or as a two-bedroom by adjoining with a Veranda suite (as illustrated)

**1 BEDROOM: 990 SQ. FT. / 92 M²
INCLUDING VERANDA (129 SQ. FT. / 12 M²)**

**2 BEDROOM: 1,366 SQ. FT. / 127 M²
INCLUDING VERANDA (194 SQ. FT. / 18 M²)**

- Large teak veranda with patio furniture and floor-to-ceiling glass doors; bedroom two has additional veranda
- Living room with convertible sofa to accommodate an additional guest
- Sitting area; bedroom two has additional sitting area
- Separate dining area
- Twin beds or king-sized bed; bedroom two has additional twin beds or queen-sized bed
- Marble bathroom with double vanity, separate shower and full-sized bath, plus a powder room; bedroom two has additional marble bathroom with full-sized bath, separate shower
- Savoir® Beds mattresses and a choice of pillows
- Walk-in wardrobe(s) with personal safe
- Vanity table(s)
- Writing desk(s)
- One 55" / 140 cm and one 42" / 106 cm flat-screen HD TVs in main suite
- Bose® Sound Touch 30 with Bluetooth connectivity
- Illy® espresso machine
- Unlimited Premium Wifi

SILVER SUITE

Available as a one-bedroom configuration or as a two-bedroom by adjoining with a Panorama suite.

**ONE BEDROOM: 746 SQ FT / 69 M²
INCLUDING VERANDA (129 SQ FT / 12 M²)**

**TWO BEDROOM: 1366 SQ FT / 127 M²
INCLUDING VERANDA (194 SQ FT / 18 M²)**

- Teak veranda with patio furniture and floor-to-ceiling glass doors
- Living room with convertible sofa to accommodate an additional guest
- Sitting area
- Separate dining area
- Twin beds or king-sized bed
- Marble bathroom with double vanity, full-sized bath, separate shower; bedroom two has additional marble bathroom with walk-in rain shower
- A choice of pillows
- Walk-in wardrobe with personal safe
- Vanity table
- Writing desk
- One 55" / 140 cm and one 42" / 106 cm flat-screen HD TVs in main suite
- Unlimited Premium Wifi

DELUXE VERANDA SUITE SUPERIOR VERANDA SUITE CLASSIC VERANDA SUITE

Some Veranda Suites accommodate three guests. Deluxe Verandas offer preferred central location with identical accommodations to Classic and Superior Verandas.

**376 SQ FT / 35 M²
INCLUDING VERANDA (64 SQ FT / 6 M²)**

- Teak veranda with patio furniture and floor-to-ceiling glass doors
- Sitting area
- Twin beds or queen-sized bed
- Marble bathroom with vanity, full-sized bath, separate shower
- Walk-in rain shower (no full-sized bath) from suite number 648 to 657, from 752 to 761 and from 844 to 849*
- A choice of pillows
- Walk-in wardrobe with personal safe
- Writing desk
- One 42" / 106 cm flat-screen HD TVs
- Unlimited Standard Wifi

PANORAMA SUITE

Available as a one bedroom configuration.

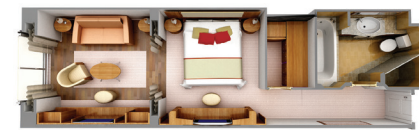
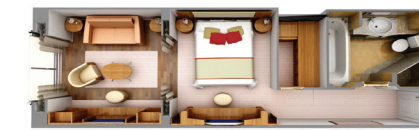
334 SQ FT / 31 M²

- Sitting area
- Twin beds or queen-sized bed
- Marble bathroom with vanity, full-sized bath, separate shower
- Walk-in rain shower (no full-sized bath) from suite number 852 to 853*
- A choice of pillows
- Walk-in wardrobe with personal safe
- Writing desk
- One 42" / 106 cm flat-screen HD TVs
- Unlimited Standard Wifi

VISTA SUITE

312 SQ FT / 29 M²

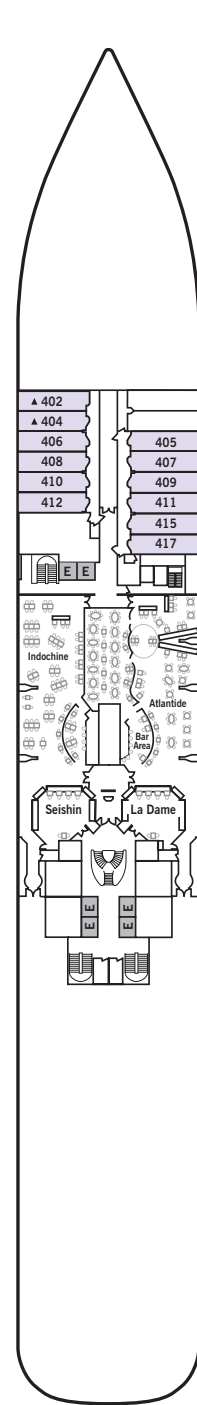
- Sitting area
- Twin beds or queen-sized bed
- Marble bathroom with vanity, full-sized bath, separate shower
- A choice of pillows
- Walk-in wardrobe with personal safe
- Writing desk
- One 46" / 117 cm flat-screen HD TVs
- Unlimited Standard Wifi



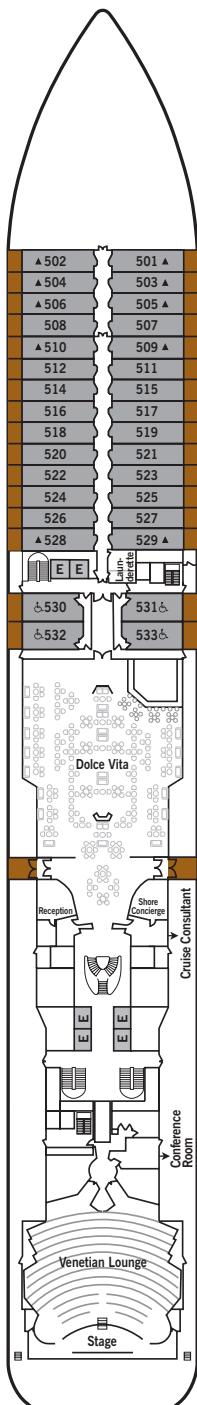
Images are intended as a general reference. Features, materials, finishes and layout may be different than shown.

SILVER SPIRIT – Deck Plans

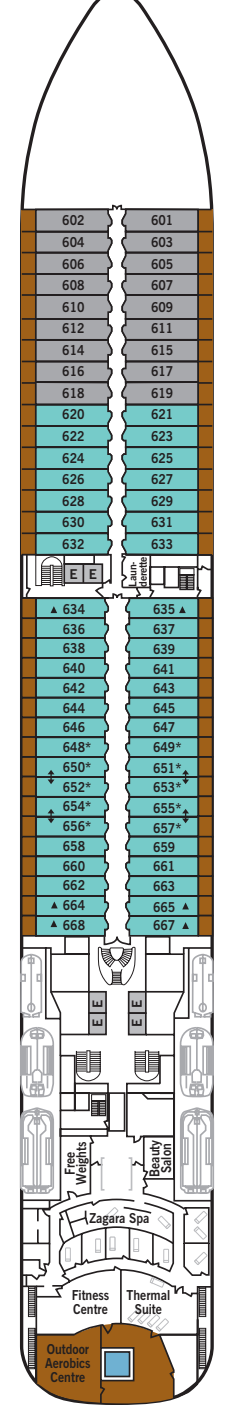
Effective from April 10th 2020



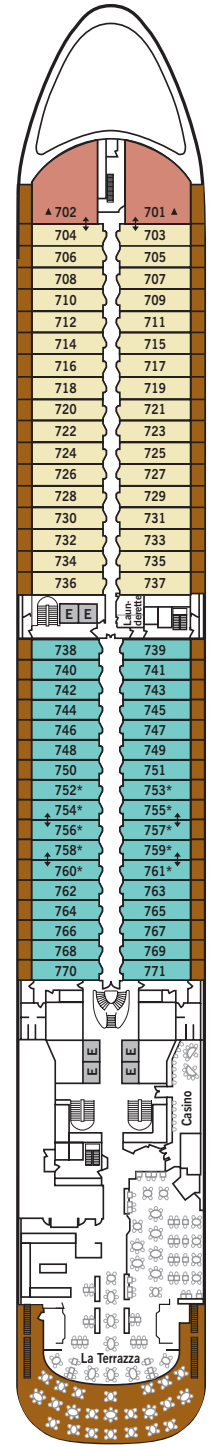
DECK 4
Indochine
Atlantide
Seishin
La Dame



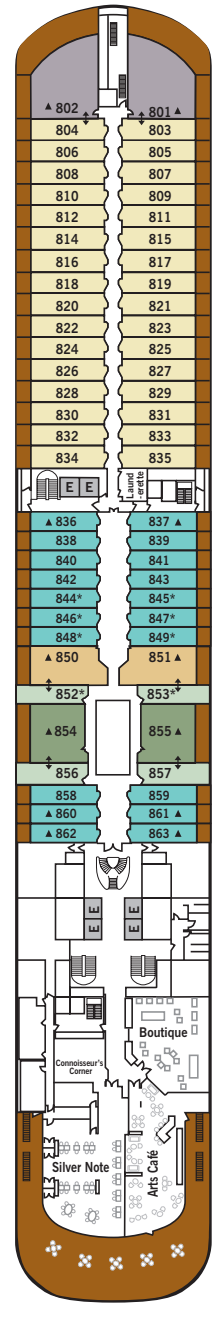
DECK 5
Reception/
Guest Relations
Shore Concierge
Dolce Vita
Venetian Lounge
Conference Room
Cruise Consultant



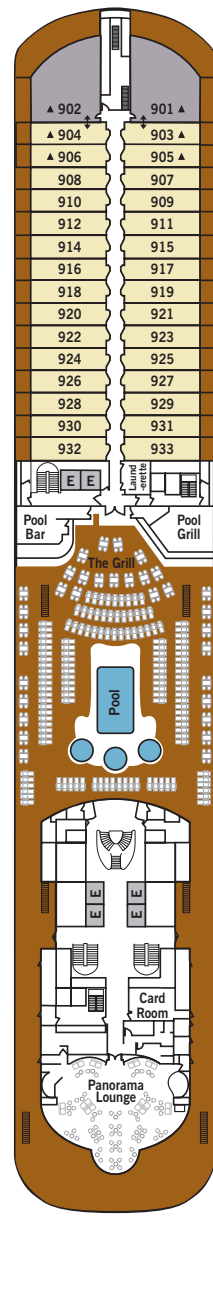
DECK 6
Zagara Beauty Spa
Fitness Centre



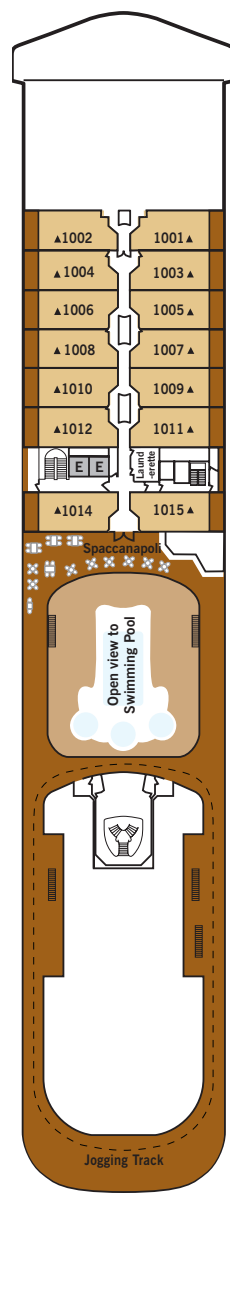
DECK 7
La Terrazza
Casino



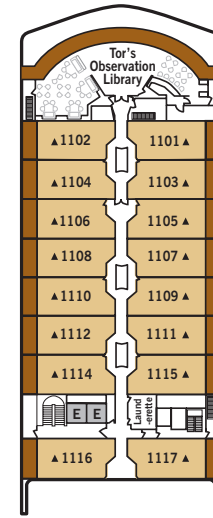
DECK 8
Connoisseur's Corner
Boutique
Arts Café
Silver Note



DECK 9
Pool Deck
Pool Bar
The Grill
Card Room
Panorama Lounge



DECK 10
Jogging Track
Spaccanapoli



DECK 11
Tor's Observation
Library

SUITE CATEGORIES

- Owner's Suite ●
- Grand Suite ●
- Royal Suite ●
- Silver Suite ●
- Deluxe Veranda Suite ●
- Superior Veranda Suite ●
- Classic Veranda Suite ●
- Panorama Suite ●
- Vista Suite ●

SPECIFICATIONS

- Crew 411
- Officers European
- Guests 608
- Tonnage 39,519
- Length 691 Feet/210.7 Metres
- Width 87 Feet/26.5 Metres
- Speed 19.5 Knots
- Passenger Decks 8
- 3rd Guest Capacity ▲
- Large Walk-in rain shower *
- Connecting Suites ⇕
- Wheelchair Accessible Suites ♿
- 530, 531, 532, 533
- Built 2009
- Refurbished 2018
- Registry Bahamas




Deckplans are for illustration purposes only and may be subject to change

Suite diagrams shown are for illustration purposes only and may vary from actual square footage. Please refer to suite specifications for square footage.

SILVER SPIRIT – Suite Diagrams

All suites feature:

- Butler service
- Refrigerator and bar setup stocked with your preferences
- Plush Etro® bathrobes
- BVLGARI® bath amenities, plus a choice of other European brands
- Complimentary Wifi for all suites
- Personalised stationery
- Umbrella
- Hair dryer
- Wall mounted USB-C mobile device chargers
- Direct-dial telephone(s)
- iHome Radio / Alarm charging station (with USB cable or Qi wireless charging), NFC Bluetooth connectivity
- Interactive Media Library



OWNER'S SUITE

Available as a one-bedroom configuration or as a two-bedroom by adjoining with a Panorama suite (as illustrated)

1 BEDROOM: 1,292 SQ. FT. / 120 M²
INCLUDING VERANDA (190 SQ. FT. / 18 M²)

2 BEDROOM: 1,668 SQ. FT. / 150 M²
INCLUDING VERANDA (190 SQ. FT. / 18 M²)

- Large teak veranda with patio furniture and floor-to-ceiling glass doors; bedroom two has additional large picture window
- Living room with sitting area; bedroom two has additional sitting area
- Separate dining area
- Twin beds or king-sized bed; bedroom two has additional twin beds or queen-sized bed
- Marble bathroom with double vanity, separate shower and full-sized bath, plus a powder room; bedroom two has additional marble bathroom with full-sized bath, separate shower
- Savoir® Beds mattresses and a choice of pillows
- Walk-in wardrobe(s) with personal safe
- Vanity table(s)
- Writing desk(s)
- One 55" / 140 cm and one 42" / 106 cm flat-screen HD TV in main suite, plus one 42" / 106 cm flat-screen HD TVs in bedroom two
- Bose® Sound Touch 30 with Bluetooth connectivity
- Illy® espresso machine
- Unlimited Premium Wifi

GRAND SUITE

Available as a one-bedroom configuration or as a two-bedroom by adjoining with a Veranda Suite (as illustrated).

BEDROOM: 1,425 – 1,532 SQ. FT. / 132–142 M²
INCLUDING VERANDA (560–667 SQ. FT. / 52 –62 M²);

2 BEDROOM: 1,772–1,879 SQ. FT./165–174 M²
INCLUDING VERANDA (595–702 SQ. FT. / 55–65 M²)

- Two teak verandas with patio furniture and floor-to-ceiling glass doors; bedroom two has additional veranda
- Living room with convertible sofa to accommodate an additional guest
- Sitting area; bedroom two has additional sitting area
- Separate dining area
- Twin beds or king-sized bed; bedroom two has additional twin beds or queen-sized bed
- Marble bathroom with double vanity, separate shower and full-sized bath, plus a powder room; bedroom two has additional marble bathroom with full-sized bath, separate shower
- Savoir® Beds mattresses and a choice of pillows
- Walk-in wardrobe(s) with personal safe
- Vanity table(s)
- Writing desk(s)
- One 55" / 140 cm and one 42" / 106 cm flat-screen HD TVs in main suite
- Bose® Sound Touch 30 with Bluetooth connectivity
- Illy® espresso machine
- Unlimited Premium Wifi

ROYAL SUITE

Available as a one-bedroom configuration or as a two-bedroom by adjoining with a Veranda suite (as illustrated)

1 BEDROOM: 990 SQ. FT. / 92 M²
INCLUDING VERANDA (129 SQ. FT. / 12 M²)

2 BEDROOM: 1,366 SQ. FT. / 127 M²
INCLUDING VERANDA (194 SQ. FT. / 18 M²)

- Large teak veranda with patio furniture and floor-to-ceiling glass doors; bedroom two has additional veranda
- Living room with convertible sofa to accommodate an additional guest
- Sitting area; bedroom two has additional sitting area
- Separate dining area
- Twin beds or king-sized bed; bedroom two has additional twin beds or queen-sized bed
- Marble bathroom with double vanity, separate shower and full-sized bath, plus a powder room; bedroom two has additional marble bathroom with full-sized bath, separate shower
- Savoir® Beds mattresses and a choice of pillows
- Walk-in wardrobe(s) with personal safe
- Vanity table(s)
- Writing desk(s)
- One 55" / 140 cm and one 42" / 106 cm flat-screen HD TVs in main suite
- Bose® Sound Touch 30 with Bluetooth connectivity
- Illy® espresso machine
- Unlimited Premium Wifi

SILVER SUITE

Available as a one-bedroom configuration or as a two-bedroom by adjoining with a Panorama suite.

ONE BEDROOM: 746 SQ FT / 69 M²
INCLUDING VERANDA (129 SQ FT / 12 M²)

TWO BEDROOM: 1366 SQ FT / 127 M²
INCLUDING VERANDA (194 SQ FT / 18 M²)

- Teak veranda with patio furniture and floor-to-ceiling glass doors
- Living room with convertible sofa to accommodate an additional guest
- Sitting area
- Separate dining area
- Twin beds or king-sized bed
- Marble bathroom with double vanity, full-sized bath, separate shower; bedroom two has additional marble bathroom with walk-in rain shower
- A choice of pillows
- Walk-in wardrobe with personal safe
- Vanity table
- Writing desk
- One 55" / 140 cm and one 42" / 106 cm flat-screen HD TVs in main suite
- Unlimited Premium Wifi

DELUXE VERANDA SUITE SUPERIOR VERANDA SUITE CLASSIC VERANDA SUITE

Some Veranda Suites accommodate three guests. Deluxe Verandas offer preferred central location with identical accommodations to Classic and Superior Verandas.

376 SQ FT / 35 M²
INCLUDING VERANDA (64 SQ FT / 6 M²)

- Teak veranda with patio furniture and floor-to-ceiling glass doors
- Sitting area
- Twin beds or queen-sized bed
- Marble bathroom with vanity, full-sized bath, separate shower
- Walk-in rain shower (no full-sized bath) from suite number 648 to 657, from 752 to 761 and from 844 to 849*
- A choice of pillows
- Walk-in wardrobe with personal safe
- Writing desk
- One 42" / 106 cm flat-screen HD TVs
- Unlimited Standard Wifi

PANORAMA SUITE

Available as a one bedroom configuration.

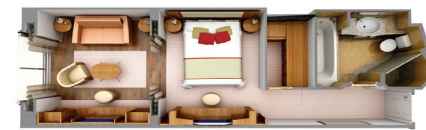
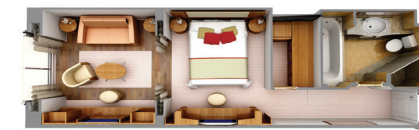
334 SQ FT / 31 M²

- Sitting area
- Twin beds or queen-sized bed
- Marble bathroom with vanity, full-sized bath, separate shower
- Walk-in rain shower (no full-sized bath) from suite number 852 to 853*
- A choice of pillows
- Walk-in wardrobe with personal safe
- Writing desk
- One 42" / 106 cm flat-screen HD TVs
- Unlimited Standard Wifi

VISTA SUITE

312 SQ FT / 29 M²

- Sitting area
- Twin beds or queen-sized bed
- Marble bathroom with vanity, full-sized bath, separate shower
- A choice of pillows
- Walk-in wardrobe with personal safe
- Writing desk
- One 46" / 117 cm flat-screen HD TVs
- Unlimited Standard Wifi



Images are intended as a general reference. Features, materials, finishes and layout may be different than shown.